



# OUR VISUAL

## Learning From Home Plan


Cut out the task icons and stick them on the daily plan template in the correct order. Use velcro dots to make it easier to change daily.



Breakfast



Brush Teeth



Tidy Room



Get Dressed



Household Chore




Spelling



Writing




Maths



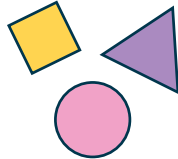
Science



Mindfulness



Reading



Design



Free Time



Outside Time




Brain Break



Tidy Time




Lunch Time



Morning Tea



Technology Time



Cooking Time




Art and Craft




Start School Work



Finish School Work



Fruit Time



Journal Time



Sports Time



Quiz Time




Music Time



## Our Learning From Home Plan

A large, empty rectangular box with a thin black border, intended for writing the learning plan.



**Our Learning From Home Plan**

A large, empty rectangular box with a thin black border, intended for writing the learning plan.



Our Learning From Home Plan

A large, empty rectangular box with a thin black border, intended for students to write their learning plan for Wednesday.



Our Learning From Home Plan

A large, empty rectangular box with a thin black border, intended for students to write their learning plan for the day.



Our Learning From Home Plan

A large, empty rectangular box with a dark blue border, intended for students to write their learning plan for Friday.